

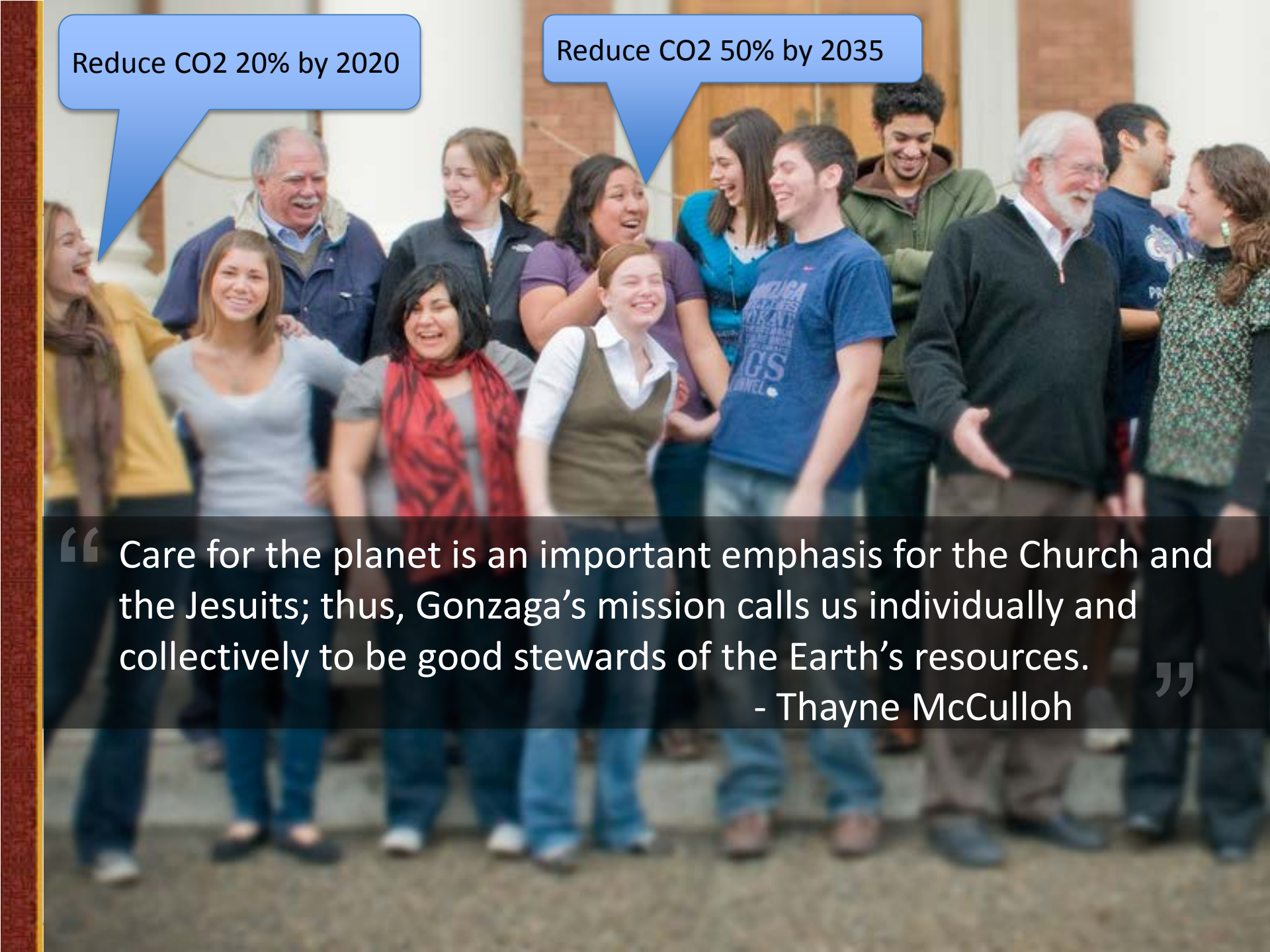
# Climate Action Plan: Transportation

Feb 8, 2013



be inspired.





Reduce CO2 20% by 2020

Reduce CO2 50% by 2035

“ Care for the planet is an important emphasis for the Church and the Jesuits; thus, Gonzaga’s mission calls us individually and collectively to be good stewards of the Earth’s resources. ”  
- Thayne McCulloh



# Todd Dunfield

CCASL

ACSS Member

Transportation Subcommittee

Year Round Bike Commuter

I ♥ My Bike Todd Dunfield



# From the CAP

FY **2009** 15.4% of all GU CO2 was from commuting  
Currently data is triangulated CTR data & zip codes

## **Current Strategies**

- Subsidized Bus Passes
- Ride Share Matching
- My Commute CTR Program
- Car Sharing (ZipCar)
- Site Amenities/Guaranteed Ride Home

# Mitigation Strategies

Shift from SOV to lower or no-emissions alternatives

| <u>FY</u> | <u>% of Population using SOVs</u> |
|-----------|-----------------------------------|
| 2009      | 89%                               |
| 2020      | 65%                               |
| 2035      | 50%                               |



# Mitigation Strategies



3.14 Create Univ. Transportation Master Plan

3.15 Increase awareness, outreach, & support of alternative transportation

3.16 Reduce the need for employees to commute to campus

3.17 Promote opportunities for faculty & staff to live near GU

3.18 Increase use of bikes as an alternative to vehicles

# Mitigation Strategies



3.14 Create Univ. Transportation Master Plan

3.15 Increase awareness, outreach, & support of alternative transportation

3.16 Reduce the need for employees to commute to campus

3.17 Promote opportunities for faculty & staff to live near GU

3.18 Increase use of bikes as an alternative to vehicles



# Funding & Tracking Progress


“Funding for commute trip reduction will come from annual budget requests through existing avenues and after appropriate planning at the vice-presidential level. The success of reducing commute trip emissions will be tracked utilizing several methods.”





# Tracking

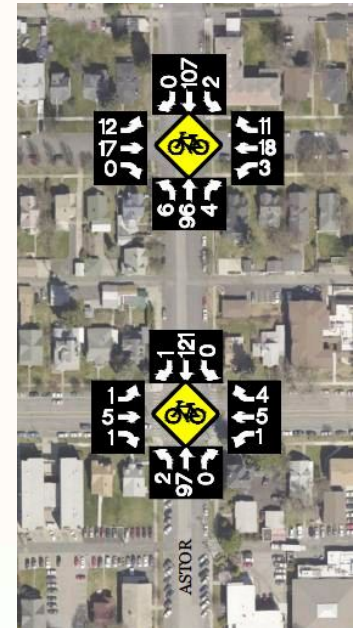
| <u>Method</u>  | <u>Responsible Groups</u>   |
|--|-----------------------------|
| 1. Annual CTR Survey                                 | HR                          |
| 2. Accurate parking inventory                        | Public Safety/ Plant        |
| 3. Number & types of transit passes sold             | Public Safety/ Plant        |
| 4. Quarterly Bicycle Count                           | Public Safety/ Student Life |
| 5. Annual Sustainability Report                      | ACSS                        |
| 6. Regular Eval of Parking Fee Structure             | Pres, Cabinet, PS, Plant    |
| 7. New policy discouraging use of free Logan parking | Public Safety               |



# Existing Data/Plans

- 2007 U-District Parking Survey (over ½ Gonzaga)
- 2012 Traffic Counts – Ken
- Dr. Bertotti's Envs Sociology Class Project (Spring 2013)

- First ever parking garage
- City of Spokane Master Bike Plan
- Complete Streets Initiative
- Sharp Ave Project
- Forthcoming City of Spokane Pedestrian Plan
- Active Transportation included in University Center



# Questions?

